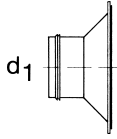


## Einlaßteile

Inlets

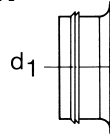


Artikel ELTEL

d1	€/St.
71	
80	14,35
90	15,05
100	15,05
112	16,80
125	16,80
140	18,10
150	18,10
160	18,10
180	19,45
200	21,20
224	24,75
250	25,85
280	28,25
300	35,30
315	36,50
355	43,55
400	50,70
450	53,65
500	56,50
560	76,30

## Einstromdüsen

Admission pipe

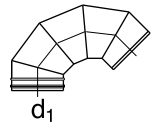


Artikel ESDEL

d1	€/St.
71	
80	5,85
90	6,00
100	6,00
112	6,40
125	6,40
140	7,50
150	7,50
160	7,60
180	8,00
200	9,50
224	9,85
250	11,70
280	13,10
300	17,50
315	19,25
355	29,20
400	29,75

## Ansaugbogen 135°

Suction bend 135°

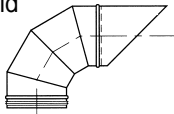


Artikel ASBEL

d1	€/St.	d1	€/St.
71		600	346,55
80	57,70	630	369,55
90	57,75	710	478,55
100	57,55	800	617,70
112	58,70		
125	57,10		
140	60,45		
150	62,55		
160	64,90		
180	69,00		
200	74,25		
224	79,85		
250	89,60		
280	98,50		
300	105,20		
315	108,25		
355	123,05		
400	142,40		
450	174,40		
500	198,05		
560	326,60		

## Auslaßbogen 90°

mit R = 0,7 D mit Vogelschutzgitter  
Exhaust bend 90° with R = 0,7 D  
with bird protection grid

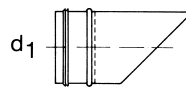


Artikel ALBEL

d1	€/St.
71	
80	50,30
90	52,10
100	52,10
112	55,85
125	55,85
140	61,50
150	61,50
160	63,75
180	66,85
200	71,65
224	77,40
250	91,35
280	101,20
300	109,45
315	119,25
355	130,85
400	145,20

## Auslaßstutzen

schräg mit Vogelschutzgitter  
Beveled outled connection  
with guard grill

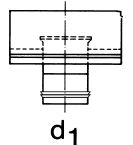


Artikel ALSEL

d1	€/St.
71	
80	30,30
90	32,10
100	32,10
112	34,55
125	34,55
140	38,05
150	38,05
160	39,25
180	41,35
200	44,30
224	47,30
250	55,30
280	60,70
300	65,45
315	72,10
355	78,75
400	89,10

## Ansaughauben

Intake hood



Artikel ASHEL

d1	€/St.	d1	€/St.
100	86,20	600	352,45
112	88,75	630	382,20
125	88,75		
140	92,65		
150	92,65		
160	97,00		
180	112,55		
200	117,65		
224	123,90		
250	132,00		
280	140,00		
300	150,25		
315	160,50		
355	171,55		
400	192,90		
450	230,40		
500	265,30		
560	305,70		